

# BIGBALER

870 Plus | 890 Plus | 1270 Plus | 1290 Plus



 LOOP MASTER

# Professional baling from New Holland.

New Holland has led the big baler segment for over 35 years, introducing a string of pioneering firsts that have revolutionize big baling throughout the world. The latest BigBaler Plus range introduces another baling first: Loop Master™ knotting technology. The second knot is now a loop style knot, producing:

- 37% stronger knot with a 26% improvement in tensile strength for reduced breakage
- Loop Master™ combines the key benefits of double and single knotting technology
- Eliminates the twine offcuts, which are currently left in the field, or can even find their way into fodder
- Over six kilometres or 46kg of twine are saved in a 10,000 bale season

Ultimate baling performance is guaranteed in all crops and all farms. Hay and forage operations, straw contractors, biomass business and large scale arable farmers will be won over by the Plus models which deliver consistent best-in-class bale quality from its proven and frequently improved design over the years.

## **BigBaler: the ultimate choice**

The four model BigBaler range enables you to pick the baler that is right for your business. The range extends from the 80x70cm model right through to the largest 120x90cm variant. You can also specify the crop processing method, Packer, Packer Cutter or CropCutter options.





Models	Version available	Knotter technology	Bale Width / Height (cm)	Bale length Minimum / Maximum (cm)	Minimum PTO power (hp)
BigBaler 870 Plus	Packer / Packer Cutter / CropCutter™	Loop Master™	80 / 70	100 / 260	109 / 116 / 136
BigBaler 890 Plus	Packer / Packer Cutter / CropCutter™	Loop Master™	80 / 90	100 / 260	109 / 116 / 136
BigBaler 1270 Plus	Packer / CropCutter™	Loop Master™	120 / 70	100 / 260	122 / 150
BigBaler 1290 Plus	Packer / CropCutter™	Loop Master™	120 / 90	100 / 260	130 / 160



# Welcome to the Plus baler range.

## Choose plus for your baling operations

The new Plus models take the BigBaler range to a whole new level of productivity and efficiency. Enjoy the following features:


- Up to 10% higher density vs previous non Plus BigBaler range
- Consistent day-long density
- Improved bale shape
- Minimal risk of twine or knot snapping thanks to Loop Master™ 37% stronger twine-knot combination
- Bale even in the hottest conditions
- Gentler bale drop
- Easier and more accessible maintenance
- Easier to clean

Distinctive styling with New Holland's next generation colour scheme and decal design

Optional reversible hydraulic feed assist auger on CropCutter™ models

Single piece, super-wide opening front shield for easy maintenance

Large flywheel for smooth running



Large IntelliView™ IV colour touchscreen monitor

Ultimate capacity thanks to the 5 tine bar MaxiSweep™ pick-up on CropCutter™ models

Roller windguard

# BIGBALER PLUS



MyPLM®Connect telematics compatibility

Loop Master™ knotting technology

Bright LED lighting package

Extended railings for enhanced safety

Electronic bale length

Storage for up to 32 twine balls

Pivoting twine box for easy cleaning

Highly accurate Active Weigh™ technology

Optional rub pad or star wheel moisture sensing

Auto Steer large wheel tandem axle

# A history of modern baling by New Holland.

## Built in Zedelgem

The flagship BigBaler models are built in Zedelgem, Belgium, home to New Holland's global Centre of Harvesting Excellence. It was here, over 100 years ago, that Leon Claeys built his very first threshing machine that revolutionised the way farmers harvested. Yet New Holland's baling heritage spans both sides of the Atlantic, with New Holland developing the very first self-tying pick-up baler in 1940. Today, 35 years after the first of thousands of large square balers rolled off the line, the big baler is still the world's number one large square baler, and yellow blooded engineers are still committed to developing the next generation of baling products. The sophisticated product development process and the extensive knowledge of a dedicated workforce of a World Class Manufacturing facility ensure the BigBaler range, together with all flagship harvesting products, the CR, CX and FR ranges, continue to set the harvesting benchmark.



- 1987:** New Holland enters the large square baler segment. A whole host of pioneering features, including double knot technology, electronic proportional density control, Full Bale-Eject™ functionality and the very first 80x90 bale size followed. More than thirty years later, these have all become industry standards. Where New Holland leads, others follow.
- 1987:** The very first pre-compression chamber that could be adjusted to swath density appeared on the D2000 and revolutionised the world of bale density. Dense New Holland bales have been produced ever since.
- 1988:** The giant among giants: the 120x130cm model was unveiled. High capacity harvesting stepped up a gear.
- 1995:** The D1010 was the first large square baler available as a Packer Cutter for efficient chopping.
- 1999:** People are at the heart of farming, so the single-piece pull out knife draw on BB900 CropCutter™ models, which enabled easy sharpening, proved a hit with users.
- 1999:** The BB900 introduced another pre-compression chamber first: dedicated fingers which accurately measure the density of each flake for even greater precision density control.
- 1999:** The InfoView™ monitor made it even easier to control all baler parameters on one screen, from the comfort of the cab, including auto greasing management.
- 1999:** The BB900 series introduced the ultimate in gentle bale delivery thanks to soft drop bale chute technology.
- 2004:** Choice is a big baler hallmark, and the BB-A offers the both four and six knot technology. Furthermore, monitor technology stepped up a gear with the introduction of the IntelliView™ monitor.
- 2008:** The production milestone of 15,000 big balers produced was achieved on 20th May 2008 in Zedelgem.
- 2008:** IntelliView™ III colour touchscreen monitor compatibility significantly enhanced the operator experience with the BB9000 series.
- 2009:** The multi-award winning ActiveWeigh™ on-the-go bale weighing was launched on the BB9000 range.
- 2012:** The BigBaler range features state of the art bale shape technology with strikingly distinctive styling.
- 2015:** Introduction of the IntelliCruise™ feature which controls the tractor's forward speed through ISOBUS Class III technology.
- 2016:** Launch of the Plus models with longer bale chambers and increased density.
- 2019:** Launch of Loop Master™ knotting technology for higher strength knots and eliminated twine offcuts.
- 2020:** The 30,000<sup>th</sup> large square baler is produced at the Zedelgem plant.

2004



2008



2009



2012



2015



2020



## Clearing fields at high speed.

The pick-up is perhaps the most important part of your BigBaler. New Holland has completely redesigned the MaxiSweep™ pick-up for unbeatable collecting performance. Now available with 5 tine bars under wide pick-up, CropCutter specification, for increased performance and durability, this configuration offers as 25% increase in double tines vs previous models. Two different widths are available, the ultra-wide 2.35m is perfect for the widest straw swaths from today's high capacity combines, and the standard 1.96m width is the ideal choice for silage operations. The heavy-duty 5.5mm coil tines on CropCutter™ models have been designed to increase durability when working on the roughest, stoniest ground.

### An 'S' shaped advantage

The MaxiSweep™ pick-up side shields have a distinctive 'S' shape design to maintain smooth crop flow at all times and to prevent crop snagging, which in the past meant stopping the baler altogether. When working in heavy silage and negotiating tight swath corners this technology keeps you going. Additional flanges have been added to the edge of the pick-up side shields to assist the final tines, to make sure that every blade of crop safely makes it into the baler.





### Maintaining crop connection

- Spring loaded pick-up floatation suspension system is adjusted via a simple adjusting plate to provide just the right amount of vertical movement to maintain pick-up contact with the ground
- On rough, uneven terrain, the reactive setting means the pick-up can quickly adapt to undulations, maintaining contact 100% of the time



### Smooth crop flow. Guaranteed.

- The roller wind guard continually rotates to guarantee an even flow of crop into the baler, eliminating any disturbances which could lead to crop loss or density impacting air pockets to increase crop processing efficiency
- Smooth crop flow is continued into the feeding system thanks to the Poly pick-up bands which also ensure quiet operation and extended durability



### Ultimate feeding performance

- A brand new feeding logic has been developed which is set to significantly improve baler efficiency
- Two contra rotating overshot and undershot augers direct and merge the crop flow to ensure that it is the same width as the rotor or feeder
- Efficient throughput has been further enhanced with the addition of a feed assist roller, which positively directs the crop into the rotor or feeder to maintain a constant crop flow at all times
- To prevent blockages during silage baling a new optional hydraulically driven assist roll is now available which has the added benefit of being reversible



### Flexible pick-up wheel offering

- Pick-up height adjustment is easily controlled by a robust pin which regulates pick-up wheel height
- During use, these wheels can be speedily fitted without tools
- For transport, you can choose to remove just the wheel, or both the wheel and the support, depending on the required transport width
- The new optional heavy duty pick-up wheels can now be specified



# Flexible crop processing solutions.

As no two baling operations are the same, the BigBaler offers a whole host of crop processing options with different chop lengths to suit your individual requirements. From the Packer direct flow option through to the Packer Cutter and CropCutter™ variants, the BigBaler has the solution no matter what the crop, growing conditions, usage profile or conservation method used. When baling in extremely abrasive conditions, the new heavy duty rotor has been developed, ideal when baling tough crops. The rotor has an abrasive finish, which can extend its life by up to four times.

Models	BigBaler 870 Plus	BigBaler 890 Plus	BigBaler 1270 Plus	BigBaler 1290 Plus
No. of knives / Knife distance (mm)				
Packer Cutter	6 / 114	6 / 114	–	–
CropCutter medium cut	9 / 78	9 / 78	15 / 78	15 / 78
CropCutter short cut	19 / 39	19 / 39	29 / 39	29 / 39

– Not available

## CROPCUTTER™ PROCESSING OPTION



### Highly efficient CropCutter™ system

- The renowned 'W' shape rotor pattern on the CropCutter™ system guarantees an even spread of the cutting force for a smooth cutting action and uniform chopping performance
- The design divides the power requirement equally over the two rotor halves, and ensures an equal distribution of the crop to match the width of the precompression chamber intake for uniform density
- Two chopping lengths can be selected: a medium 8cm chop, which is perfect for bedding, or a fine 4cm chop for silage, fodder and biomass applications



### Easy slide knife drawer for efficient sharpening

- The CropCutter™ knife drawer slides out for easy knife sharpening and replacement

## PACKER CUTTER PROCESSING OPTION

### Excellent chopping with the Packer Cutter

- The Packer Cutter offers the ultimate in baling flexibility
- Available on the BigBaler 870 Plus and 890 Plus models, three six-double tine packer forks efficiently transfer the crop from the MaxiSweep™ pick-up to the pre-compression chamber
- When chopping is required, six knives are available and are automatically engaged from the cab to significantly enhance the density and nutritional value of silage bales

## PACKER PROCESSING OPTION



### Packer processing for direct flow

- The standard processing system features two or three cranks, with each crank having two or three fingers
- No chopping occurs, long unbroken straw or hay is fed directly into the chamber for dust free fodder or bedding, perfect for livestock and equine businesses



# Perfectly formed, dense bales as standard.

---

Density is king when it comes to producing big bales. Whether they are straw bales with an improved combustion profile for biomass operations, tightly packed silage bales with enhanced fermentation characteristics or simply bales that take up less space for easier storage or transport, density is at the heart of big baling excellence. The next generation best-in-class SmartFill™ II bale direction sensing system now has even greater accuracy to ensure the operator feeds the crop in an even manner, and the strong, reinforced monocoque frame, machined from reinforced steel, guarantees durability, season after season.

## Built for long-life and durability

To further extend long life Hardox wear plates on the bale chamber side and bottom plates to prevent excessive wear in extreme conditions are now available on Plus models.

## Intuitive density control

The density of completed bales is continually monitored by three-sided density control. This system combines the sensor reading from the completed bales, with continual monitoring of the load on the plunger, if it changes, bale density does as well, and hydraulic pressure on the side doors and the top chamber rail are automatically adjusted to restore uniform bale production.



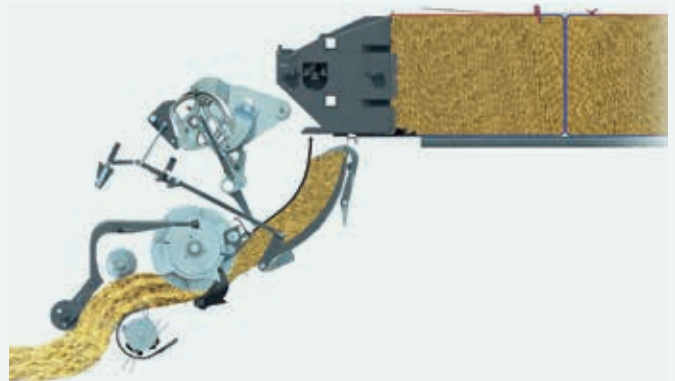
### High plunger speed for greater throughput

- The heavy duty gearbox has increased plunger speed by 14%, to 48 strokes per minute
- The heavy duty plunger has substantially improved throughput and enables higher ground speeds



### Industry leading pre-compression technology

- The BigBaler's best-in-class pre-compression chamber forms a uniformly dense wad before transferring it into the bale chamber
- The stuffer fork accelerates the crop, delivering it from the rotor or feeder into the chamber, and filling it uniformly, until the required density is reached
- A trip sensor then activates the 'C' shaped shuttle which accelerates the crop into the bale chamber
- The operator sets the density via the cab-mounted IntelliView™ monitor



### Transmitting power and reliability

- The BigBaler's gearbox has been significantly strengthened to guarantee up to a 20% capacity increase
- The large diameter, up to 800mm on the BigBaler 1290, high inertia flywheel has increased energy by up to 48% to compensate for uneven swaths so no reduction in ground speed occurs
- Furthermore, direct drive technology has been employed, so 100% of the power is transmitted to the plunger for unsurpassed baling efficiency



### A new era of intelligent balers

- SmartFill™ II upgrades the already class-leading bale direction sensor system, which ensures that every bale is perfectly uniform
- Sensors are directly connected to the plunger, which measures with a high degree of precision, the load on the plunger. This is then translated into perfect left/right driving direction indication
- If one-sided crop entry is detected, the operator is informed via the IntelliView™ monitor to drive either more to the right or to the left of the swath, to maintain smooth feeding
- This system improves automated density as well as leading to more stable bale weights in a variety of conditions



# Reliable double knotting. Gentle bale handling.



Pioneering double knot technology for over 35 years, New Holland has been on an unwavering quest to continually improve this industry leading technology. The BigBaler's double knot system guarantees higher bale density with lower knotting strain. And the new big baler range introduces another baling first: Loop Master™ knotting technology. The second knot is now a loop style knot, producing a 37% stronger knot with a 26% improvement in tensile strength for reduced breakage, but, perhaps even more importantly it eliminates the twine offcuts, which are currently left in the field, or can even find their way into fodder. It might not sound much, but consider that over six kilometres or 46kg of twine are saved in a 10,000 bale season. Knotting technology has been tailored to the BigBaler's dimensions, with four knots on the BigBaler 870 Plus and 890 Plus models or six knots per bale on the BigBaler 1270 Plus and 1290 Plus variants. With over 15,000 bales tied without a miss-tie, reliability and accuracy come as standard. Improved debris management and gentle set-down logic complete the most advance baling technology around. Quite simply, the BigBaler still leads the field over a quarter of a century on.



### Double knotter: knot and knot again for ultimate bale integrity

- High bale density is guaranteed as virtually no strain is placed on the twine or the knotter during bale formation
- Two twine feed positions mean that the twines do not slide over the bale surface while the crop is pushed through the bale chamber
- The second knot is now a Loop Master™ knot, which eradicates twine offcuts. This final knot on the completed bale is made before the first knot on the new bale is tied to further enhance the reliability of the baling process



### Clean knotters for enhanced productivity

- The redesigned knotter shielding keeps the knotters free from debris for improved performance
- Two fans on four twine and three on six twine machine have been situated to eliminate debris accumulation
- For work in particularly dusty conditions, such as baling maize straw, an optional automatic blow-off kit is available, which directs a jet of high pressure air into the knotters
- The auto-blow off kit is available as a dealer added extra, and is powered by the tractor's air brakes and its frequency is controlled via the IntelliView™ monitor



### Partial Bale-Eject™: every bale for every customer

- Partial Bale-Eject™ technology was developed so that upon finishing a customer's field, you can eject the last fully formed bale in the chamber
- Simply activate the dedicated hydraulic lever and the bale will be fully discharged

### Full Bale-Eject™ for simplified cleaning and zero contamination

- When changing between crops or for end of season cleaning, the Full Bale-Eject™ functionality should be used
- Activated by the dedicated hydraulic lever, the entire contents of the bale chamber are ejected to enable easy maintenance and to prevent crop-to-crop contamination
- Now there are up to ten 'active teeth' which bite into the bale and remain in contact with the bale as it exits the baler to facilitate positive discharge



# Fingertip baler management.

Managing your BigBaler has never been simpler, as the new state-of-the-art user interface makes managing your baler even easier. All key operating parameters can be controlled whilst on the move via the IntelliView™ IV colour touchscreen monitor which comes as standard. Furthermore, the BigBaler is fully ISOBUS compatible with full AEF ISOBUS certification, for seamless SideWinder™ II armrest integration, so one-monitor operation is guaranteed.



## Wide-screen harvesting

- The 26.4cm IntelliView™ IV colour touchscreen monitor enables intuitive touchscreen control of your BigBaler
- Whether you are adjusting parameters in the field, or are looking to download data for analysis, this is easily achievable



## Immediate miss-tie notification

- An advanced miss-tie detection sensor immediately informs operators in the unlikely event of a miss-tie via the IntelliView™ IV monitor
- The traditional knotting flags complement this system and provide an immediate visual warning






### Precision length control

- Correct bale length is of vital importance for efficient bale stacking, handling and transport, this is where the electronic bale length control steps in
- A notched wheel is used to regulate bale length
- The wheel measures the precise movement of the bale in the bale chamber, and uses average wad width information to trip the knotting cycle when the required length is achieved
- The required length is easily set on the IntelliView™ monitor

# IntelliCruise™ system. Optimised capacity. Ultimate uniformity.

The IntelliCruise™ feature controls the tractor's forward speed through ISOBUS Class III technology, increasing productivity, improving operator comfort, improving fuel savings and optimising feeding rate in varying field and crop conditions. This system IntelliCruise has two running modes.

- IntelliCruise™ technology enables
- Up to 9% more throughput
- Up to 4% fuel savings
- Reduced operator fatigue



## Charge Control mode

- In Charge Control mode, available on CropCutter™ models only, the tractor speed is adapted to achieve optimum capacity by using sensor paddles which measure both the throughput of crop fed into the stuffer feeder channel, as well as the time to fill it to ensure the optimum tractor speed is maintained

## Slice Control mode


- In Slice Control mode, available on both the Packer and CropCutter models, the tractor's speed is adjusted according to bale slice thickness and the system will strive to obtain the exact amount of slices defined by the operator





# Integrated yield and moisture sensing.

The BigBaler range of balers have been engineered by design with precision farming features. Bale weight and moisture information is continually updated and displayed on the IntelliView™ IV monitor. This data can be stored, downloaded and analysed with MyPLM®Connect Telematics precision farming software to establish accurate yields maps. These can be used to fine tune inputs to maximise yields and minimise input costs.



## Precise moisture sensing

Two moisture sensing options are available. The entry level rub sensor can measure moisture levels between 9-70%, and this information is displayed on the IntelliView™ monitor which prevents unready crop from being baled. The more accurate star wheel sensor, penetrates the bale, and passes an electric current between the two elements to determine the exact moisture between 9-40% to within a  $\pm 1\%$  accuracy upto 40% moisture. Furthermore, this information can be used to precisely deliver CropSaver additive, as the moisture reading is used to calibrate application.

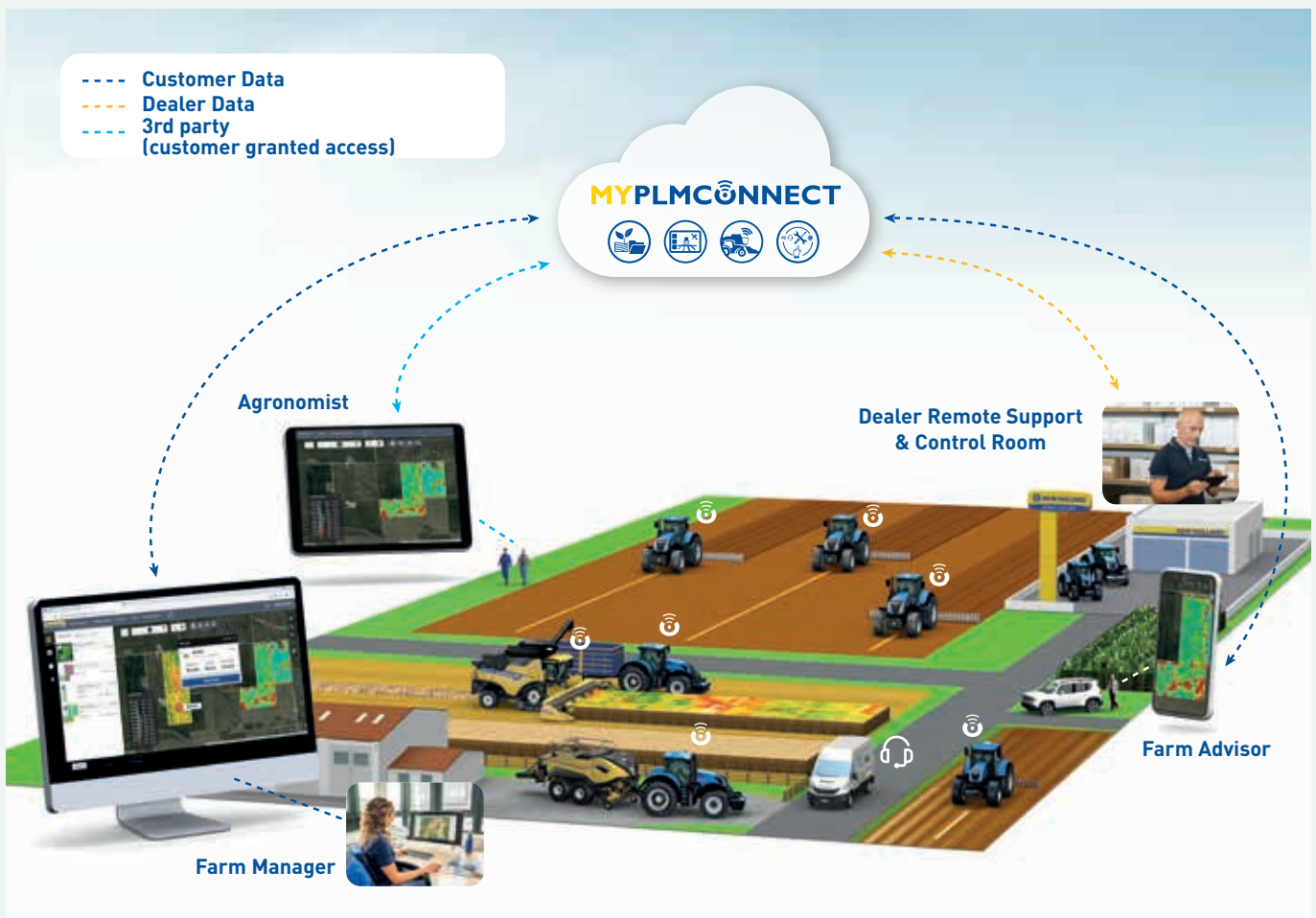


## On the go bale weighing

- The ActiveWeigh™ bale weighing system uses integrated sensors in the bale discharge chute to register the weight of the bale at the point at which it becomes free from the chute
- This system is independent of bale length, field conditions and baler movement
- All information, including single bale weight, average weight, total weight and tonnes per hour are displayed on the IntelliView™ monitor with accuracy of  $\pm 2\%$

# MyPLM®Connect Telematics: manage your machine from the comfort of your office.

MyPLM®Connect enables you to connect to your BigBaler Plus from the comfort of your office through the utilisation of the mobile network. You can stay in touch with your machines at all times, and you can even send and receive real-time information that saves time and enhances productivity. The MyPLM®Connect Professional package offers full machine monitoring and control. In short, MyPLM®Connect will help you to reduce your fuel bills and improve fleet management and security in one simple package.



## MYNEWHOLLAND

### MyNew Holland™ digital farming

The MyNew Holland™ portal and app enable you to register and manage your equipment, access dedicated documents, training and services, and on-hand support, including Uptime Support, in one place. With MyNew Holland™ you can access the MyPLM®Connect Telematics portal for real-time fleet and machine visibility, analyse agronomic data through file sharing, together with productivity boosting services.

### Real time bale mapping and sharing

The Farm tab on the MyPLM®Connect portal is where you can analyse all field data and now you can even map bale data. This information is recorded in real time while baling. The bale data is also available on the MyPLM®Connect Farm mobile app which can be used by the telehandler or loader tractor operator to enable selective loading of bales. The data recorded for each bale is Wet or Dry weight, Moisture level, Density, and number of flakes per bale

## Floating across the field, flying down the road.

---

BigBalers will work in a variety of different environments, from the largest arable operations where reducing soil compaction is of prime importance, to small fields and winding country lanes that mean hassle-free transport is a must. The range boasts a wide variety of axles and tyre options which all comply with the three metre transport width restriction to suit every operation. Furthermore, turn on a sixpence manoeuvrability to complete the package.



### Ultimate stopping performance

- Both hydraulic and pneumatic braking options are available to offer powerful stopping performance right up to the top 50kph transport speed

### Convenient transport

- The bale chute can be hydraulically folded to reduce the overall length of the baler to a mere 7.4 metres



### Single axle functionality

- To reduce compaction and bulldozing, the single axle option featuring large diameter tyres to spread vehicle weight, is the default choice



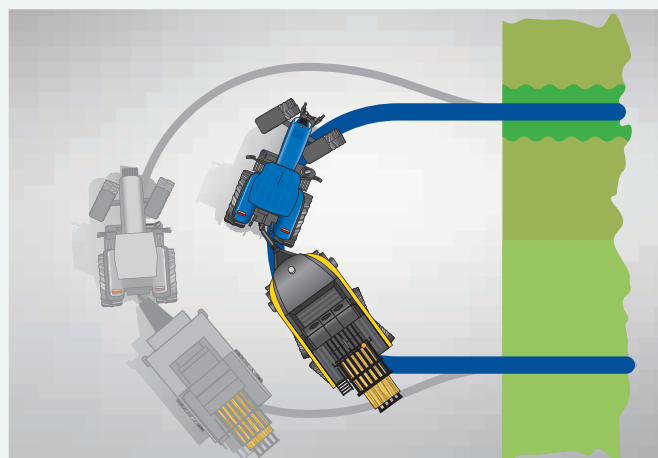
### Lower ground pressure

- The Auto-Steer tandem axle has been designed to reduce soil compaction and assist regrowth thanks to its large footprint, perfect for hay or forage operations
- Furthermore, the large wide tyres better absorb ground undulations, reducing vertical baler movement as well as enhancing transport comfort



### Slim hitch design

- Turning performance has been improved thanks to the sculpted body, which swoops back from the hitch to maintain tight turning for a reduced turning radius
- When turning is of prime importance, an optional Auto-Steer tandem axle can be specified



# True day and night visibility.

---

A 360° lighting package, available with an LED option on all Plus models, has been developed to turn night into day, and to maintain productivity and ease of operation even in the dead of night.

LED light for the knotters standard on Plus models

---



An optional service lighting pack offers 360° servicing visibility

---





- LED strip lights are standard at the pick-up, knotter and needle zones
- Additional two LED lights fully illuminate the rear



- Optional service LED light strips inside the side shields are perfect when checking twine balls



- Rear mounted viewing camera enables operators to view bale delivery and to monitor bale accumulator performance
- Mounted on the rear rail, footage is displayed on the IntelliView™ monitor
- Operators can choose full screen or split screen viewing



As part of the service lighting package, a specific light enables you to check the stuffer

One rotary beacon ensures full transport compliance. On Plus models, an LED beacon is available

Two rear LED work lights mean you can always keep an eye on bale discharge

An LED needle strip light comes as standard

Two optional LED pick-up strip lights guarantee a clear view of crop flow

## An even wider BigBaler offering.

---

From farmers to contractors, the BigBaler range is used in a wide range of field settings, as such, there are a many different customisable features that you can select which will ensure that your BigBaler is right for you. Biomass baling is a growing business, and New Holland has responded to that requirement with a specific biomass configuration. A range of features have been reinforced and upgraded to withstand the intensive biomass baling schedule. From heavy duty rotors through to an improved pre-chamber which can deal with stalky crops in its stride, the biomass BigBaler is ready to help you power the new biomass energy revolution.

### Super fine chopping and ultimate density

- TwinCutter™ front chopper offers ultimate chopping and shredding performance
- Fitted in front of the MaxiSweep™ pick-up the crop is shredded using 88 knives before being smoothly passed through the pick-up and into the baler
- The result is a fine chop that creates ultra-dense bales with enhanced combustion profiles for biomass operations, and ultra absorbent bedding for chicken or mushroom sheds





### Speciality crop compliant

- A vast range of speciality kits can be ordered to guarantee complete compliance with speciality crops such as sugarcane stover and for biomass operations
- These include specifically engineered plates and banana inserts, amongst other elements



### Hard faced knife kit

- The hard faced knife kit for CropCutter models is constructed from specially treated steel to increase knife durability and longevity by up to three times




### Strong monocoque frame

- The single piece frame has been engineered to offer outstanding structural strength for enhanced reliability and reduced vibration

# 360°: BigBaler.

The new BigBaler has been designed for easy daily maintenance. All service points can only be accessed when the baler is completely stationary for industry-leading maintenance safety. Best-in-class access means these balers will spend more time in the field. The entire baler has been engineered by design for full compliance with all safety directives.



Single piece, super-wide front shield gives easy access to all moving parts and automatic oiling and greasing elements.

Flat service deck facilitates fast and safe maintenance.



The comfort pack comprises a right hand side service deck hand rail, extra-large tool box and water tank for hand washing.



A maximum of 32 twine balls can be stored in the twine box. The twine box now pivots, for even easier cleaning.

Side shields seal the twine compartment for zero dust ingress.

The foldable, magnetic locking ladder guarantees safe access to the flat service deck.



## Dealer Installed Accessories

A comprehensive range of approved accessories can be supplied and fitted by your dealer.

# New Holland Uptime Solutions.



## Our highly skilled technicians analyze specific product triggers, fault codes and operating parameters and implement eventual corrections as required

Using data from MyPLM®Connect active analytic triggers are monitored 24/7. If an issue is identified, the system proactively sends an alert to dealers with the required corrective action. If a New Holland dealer detects a potential failure, they can check parts availability and prepare for in-field servicing, when it suits the customer.



## Assistance In Action

If the unthinkable happens, when you're in the middle of the harvesting sweet spot and your baler stops, you need to get going ASAP. And this is where New Holland steps in. If you have a breakdown, our guarantee to you is that we activate our assistance process, and we will find a solution. That's our commitment to you.



## Optimized parts availability. Where you need, when you need.

An advanced parts forecasting tool matches parts consumption data with external factors, such as the weather, crop yield and soil conditions, adapting parts availability to specific geographical areas. This tool will enable your local dealer to carry the right level of stock, so it is there when you need it. This new system also extends the window for your dealer to place urgent orders, meaning you get them even quicker. And thanks to track and trace technology, you can track just where your parts are in real time.



## Uptime Warranty – because your peace of mind is priceless

The Uptime Warranty programme provides owners of New Holland agricultural machinery with repair services covering your machinery over the Manufacturer's contractual Warranty. Maximum control over operating costs, repairs completed by authorized New Holland Dealers using New Holland Genuine Parts, higher re-sale value of your machine, transferable coverage are all key benefits. Please ask your dealer how to take out a Uptime Warranty contract for your machinery.



## MyNew Holland™ will improve your daily work


MyNew Holland™ will improve your daily work: get access to exclusive information by adding your equipment, find online solutions for your PLM® products, download operator manuals. Whenever you want, wherever you want - and free of charge.

## New Holland Style

Visit [www.newhollandstyle.com](http://www.newhollandstyle.com). A whole range of items are available including hard wearing work clothing and a vast selection of scale models.

# The widest range from the baling experts.

New Holland has a long and illustrious baling heritage which stretches right back to the very beginning of baling itself. Over more than seven decades of continuous evolution, countless innovations which have revolutionised baling efficiency, productivity and comfort have been introduced which today, make New Holland the worldwide leader in baling technology.



## Pioneering spirit that continues today

New Holland invented the very first self-tying pick up baler back in 1940. Today the Hayliner range of conventional balers continue, to deliver farmers dependable performance and traditional value. After all, since the small square baler was introduced some 900,000 units have been sold.



## Extensive round baler offering

The wide range of round balers is a hit amongst livestock and mixed farmers in the four corners of the globe. The Roll-Belt and Pro-Belt ranges of variable chamber balers guarantees baling flexibility. The Roll Baler 125 offers compact professional baling and the Roll Baler 125 Combi delivers one pass baling and wrapping for the ultimate in in-field efficiency.



## Professional baling from New Holland

New Holland has led the big baler segment for over 35 years, introducing a string of pioneering firsts that have revolutionised big baling throughout the world. Producing bales up to 120cm wide and 90cm high, it chomps through fields in the blink of an eye. This range is the natural choice for professional hay and straw contractors and is perfect for biomass operations. Quite simply, the BigBaler takes baling to a whole new level.

Models	BigBaler 870 Plus			BigBaler 890 Plus			BigBaler 1270 Plus		BigBaler 1290 Plus	
Type	Packer	Packer Cutter	CropCutter™	Packer	Packer Cutter	CropCutter™	Packer	CropCutter™	Packer	CropCutter™
<b>Bale dimensions</b>										
Width / Height (cm)	80 / 70			80 / 90			120 / 70		120 / 90	
Minimum / Maximum length (cm)	100 / 260			100 / 260			100 / 260		100 / 260	
<b>Tractor requirements</b>										
Minimum PTO power [kW/hp(CV)]	80/109	85/116	100/136	80/109	85/116	100/136	90/122	110/150	95/130	118/160
PTO speed (rpm)	1000			1000			1000		1000	
Hydraulic remotes	2	3		2	3		2	3	2	3
<b>Main Drive</b>										
Gearbox	Enclosed oil immersed triple reduction gearbox									
Protection	Shear bolt, overrunning clutch and slip clutch									
<b>MaxiSweep™ Pick-up</b>										
Width (DIN 11220) (m)	1.96			1.96			2.23	2.35	2.23	2.35
Roller windguard	●			●			●	●	●	●
Feed assist auger	●			●			●	●	●	●
Hydraulic feed assist auger with reverse functionality	-	-	○	-	-	○	-	○	-	○
Tine diameter (mm)	5.5			5.5			5.5		5.5	
Flotation	Adjustable spring			Adjustable spring			Adjustable spring		Adjustable spring	
Castering pick-up gauge wheels	○			○			○		○	
Pick up slipclutch protection	●			●			●		●	
Gauge wheels (15 X 6.00-6-4ply)	2			2			2		2	
<b>CropCutter™ system</b>										
Knives options	-	●		-	●		-	●	-	●
Knife distance (mm)	-	6	9 or 19	-	6	9 or 19	-	15 or 29	-	15 or 29
Knife removal	-	114	78 / 39	-	114	78 / 39	-	78 / 39	-	78 / 39
Knife activation, in - out	-	From the front	Sliding knife drawer	-	From the front	Sliding knife drawer	-	Sliding knife drawer	-	Sliding knife drawer
Knife protection	-	Hydraulic		-	Hydraulic		-	Hydraulic	-	Hydraulic
	-	Individual springs		-	Individual springs		-	Individual springs	-	Individual springs
<b>Feeding system</b>										
Feeder	2 packer forks 6 single tines	3 packer forks	Rotor Width 800mm "W"tine configuration	2 packer forks 6 single tines	3 packer forks	Rotor Width 800mm "W"tine configuration	3 packer forks 9 single tines	Rotor Width 1200mm "W"tine configuration	3 packer forks 9 single tines	Rotor Width 1200mm "W"tine configuration
Feeder protection	Slip clutch			Slip clutch			Slip clutch		Slip clutch	
Stuffer	Fork type with 4 tines	Fork type with 6 tines	Fork type with 4 tines	Fork type with 4 tines	Fork type with 6 tines	Fork type with 4 tines	Fork type with 6 tines	Fork type with 6 tines	Fork type with 6 tines	Fork type with 6 tines
Stuffer protection	Shearbolt			Shearbolt			Shearbolt		Shearbolt	
Pre-compression chamber, volume (m³)	0.25			0.25			0.3		0.3	
SmartFill™ II system	●			●			●		●	
<b>Plunger</b>										
Speed (Strokes/min)	48			48			48		48	
Length of stroke (mm)	710			710			710		710	
<b>Tying system</b>										
Type	Loop Master™ double knot type			Loop Master™ double knot type			Loop Master™ double knot type		Loop Master™ double knot type	
Twine type	110-150M/kg plast.			110-150M/kg plast.			110-150M/kg plast.		110-150M/kg plast.	
Number of twines	4			4			6		6	
Knotter fan type	Electric			Electric			Electric		Electric	
Number of knotter fans	2			2			3		3	
Knotter function alert	IntelliView™ monitor and visual			IntelliView™ monitor and visual			IntelliView™ monitor and visual		IntelliView™ monitor and visual	
Knotter lubrication	Grease			Grease			Grease		Grease	
Twine ball capacity	32			32			32		32	
<b>Bale density system</b>										
Proportional 3-way control	IntelliView™ monitor controlled			IntelliView™ monitor controlled			IntelliView™ monitor controlled		IntelliView™ monitor controlled	
<b>Electronic control system</b>										
ISOBUS compatible with AEF ISOBUS certification	●			●			●		●	
IntelliView™ IV monitor	●			●			●		●	
ISOBUS III IntelliCruise™ system	○*			○*			○*		○*	
PLM® GPS data logging	○			○			○		○	
<b>Lights</b>										
Road lights	●			●			●		●	
Light package I	Standard: 1 x service light LHS stuffer, 1 x portable light, 2 x working lights at rear machine									
Light package II	Optional: 1 x service light RHS stuffer, 2 x knotter lights + 1 x needle light, 2 x pick-up light LED									
<b>Axles</b>										
Single axle (Tyre size)	600/50R22.5 or 650/55R26.5** or 710/40R22.5									
Tandem axle (Tyre size)	520/50X17									
Tandem axle with Auto-Steer system (Tyre size)	520/50X17									
Large wheel tandem axle with Auto-Steer system (Tyre size)	560/45R22.5 or 600/50R22.5** or 620/40R22.5***									
<b>Brakes</b>										
Hydraulic	○			○			○		○	
Pneumatic	○			○			○		○	
<b>Maximum travelling speeds</b>										
Single & Tandem axle / Large wheel tandem axle (kph)	40 / 60			40 / 60			40 / 60		40 / 60	
<b>Baler dimensions</b>										
Length chute closed (single piece) (mm)	8259	8259	8315	8259	8259	8259	8259	8315	8259	8315
Width (Single axle 600/50R22.5 tyres) (mm)	2568	2568	2568	2568	2568	2568	2948	2948	2948	2948
Width (Single axle 710/40R22.5 tyres) (mm)	2604	2604	2604	2604	2604	2604	2984	2984	2984	2984
Width (Tandem axle 520/50X17 tyres) (mm)	2398	2398	2398	2398	2398	2398	2782	2782	2782	2782
Width (Tandem axle 600/50R22.5 tyres) (mm)	2568	2568	2568	2568	2568	2568	2948	2948	2948	2948
Width (Large wheel tandem axle 600/50R22.5 tyres) (mm)	2562	2562	2562	2562	2562	2562	2946	2946	2946	2946
Height (Single axle and Tandem axle) (mm)	3133	3133	3223	3133	3133	3223	3133	3223	3133	3223
<b>Weight (depending on spec)</b>	9400	9500	9800	9600	9700	10000	10200	11000	10500	11300
<b>Standard equipment</b>										
Roller windguard, SmartFill™ II system, central greasing system, standard Bale-Eject system, roller bale chute with hydraulic folding, working lights, Electronic Bale Length system										
<b>Optional equipment</b>										
Comfort package, automatic greasing, Partial Bale-Eject™ system, service lights, camera monitoring system, ActiveWeigh™ system, Rub pad or Starwheel Moisture measuring system, CropSaver liquid preservative kit, Dye Marker kit, hard face knife kit, Abrasive option rotor, Abrasive option bale chamber, rear bumper										

● Standard ○ Optional - Not available \* Charge Control mode only available on CropCutter models \*\* 600/50R22.5 and 650/55R26.5 for CropCutter models only \*\*\* 620/40R22.5 for Packer and Packer Cutter models only

# New Holland Top Service: customer support and customer information.



## Top Availability

If you need information, or have an out of hours question, ring our toll-free number\*. All day, every day, we are just a call away.



## Top Speed

Express parts delivery: when you need it, where you need it!



## Top Priority

Fast-track solution during the season: because your harvest can't wait!




## Top Satisfaction

We drive and track the solution you need, keeping you informed: until you are 100% satisfied!



**For more details, ask your New Holland dealer!**

\* Calls to the Top Service team are free from landlines in the United Kingdom and Republic of Ireland. UK-based mobile calls are also free, but Republic of Ireland mobile users should call 01 2421881 and this will be charged at your standard network rate.



[www.newholland.com/uk](http://www.newholland.com/uk) - [www.newholland.com/ie](http://www.newholland.com/ie)

